

**Pittsgrove Township  
Board of Education  
2024-2025  
Budget Hearing**



**April 25, 2024**



## 2024-2025 Budget Highlights

- Investment in high-quality curriculum, professional learning, instructional materials/resources, RTI, SEL, STEAM, blended learning, program of studies pathways, and closing equity/opportunity gaps
- Parking Lot for Transportation
- Summer Bond Projects
- New Middle School Experience (schedule)



## 2024-2025 Budget Highlights

### Bond Projects Scheduled for Summer 2024

- Olivet and PTMS Roof Replacement
- District Wide Intercom, Clocks, and Phone replacement
- High School Auditorium Upgrades
- PTMS Gym Floor and Bleacher Replacement and Mercury Remediation

### Capital Investment in our Schools

#### Projects Budgeted in the 2024-25 Budget

- HVAC Upgrades at APSHS (pending SDA ROD grant match).
- Transportation/Junior Parking
- Olivet Carpet Replacements/Asbestos Remediation
- APSHS Landscaping
- eSports Startup
- New Outdoor Signage
- Replenish Capital Reserves



## Financial Opportunities

- State SDA ROD grants
- Grants for mental health and teacher climate and culture innovation



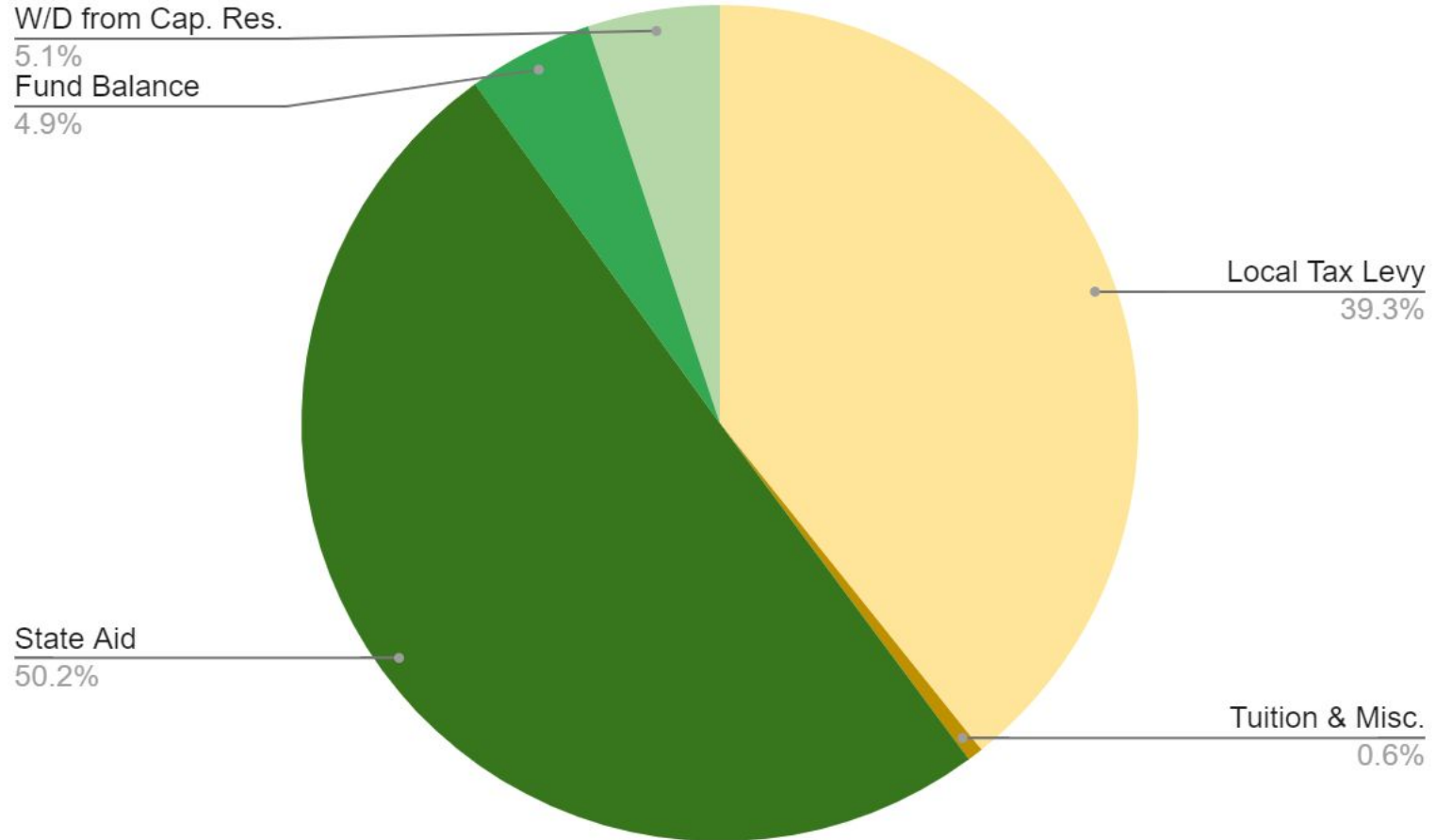
## Financial Challenges

- Loss in state aid (\$11,000)
- Projected revenues not keeping pace with inflation
- Expiration of Federal Funding (ESSER Grants)
- Rising costs of medical insurance

# General Fund Revenues

	Budgeted 2023-2024	Anticipated 2024-2025	Dollar Change	Percent Change
<b>Local Tax Levy</b>	13,749,029	14,124,010	374,891	2.7%
<b>Tuition</b>	59,796	89,467	29,671	49.6%
<b>Miscellaneous</b>	81,938	125,787	43,849	53.5%
<b>State Aid</b>	18,069,458	18,057,915	(11,543)	(0.1%)
<b>Fund Balance</b>	763,871	1,748,204	984,333	128.9%
<b>Withdrawal from Capital Reserves</b>	-	1,835,000	1,835,000	n/a
<b>Total</b>	<b>32,724,092</b>	<b>35,980,383</b>	<b>3,256,291</b>	<b>10.0%</b>

# General Fund Revenues

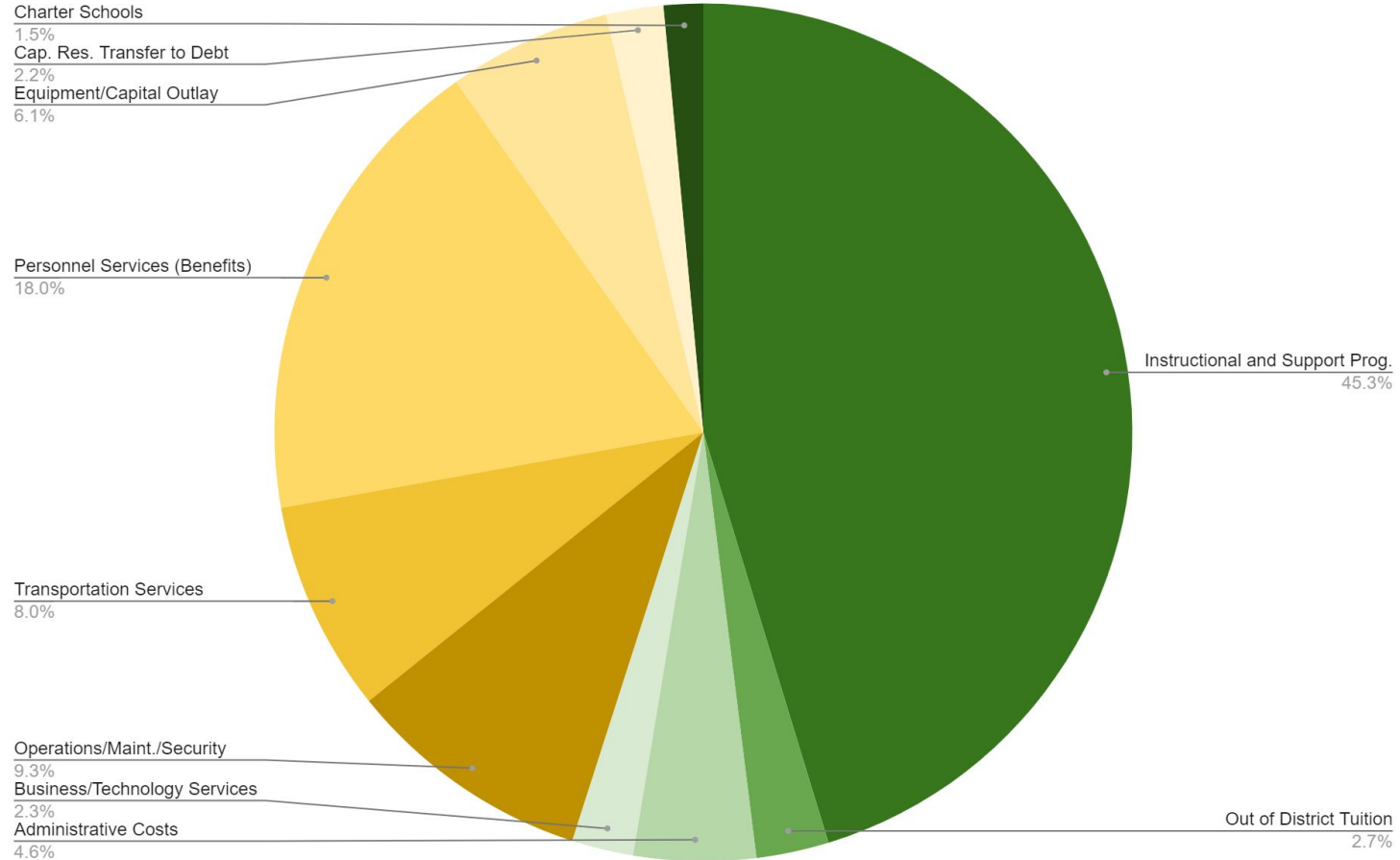


# General Fund Expenditures - By Program

	Budgeted 2023-2024	Anticipated 2024-2025	Dollar Change	Percent Change
<b>Instructional &amp; Support Programs</b>	15,533,219	16,295,970	762,751	4.9%
<b>Out of District Tuition</b>	1,339,427	983,094	(356,333)	(26.6%)
<b>Administrative Costs</b>	1,685,766	1,654,655	(31,111)	(1.8%)
<b>Business/Technology Services</b>	816,287	835,842	19,555	2.4%
<b>Operations/ Maintenance/ Security</b>	3,736,485	3,341,287	(395,198)	(10.6%)
<b>Transportation Services</b>	2,771,570	2,860,712	89,142	3.2%
<b>Personnel Services (Benefits)</b>	6,053,226	6,489,341	436,115	7.2%
<b>Equipment/Capital Outlay</b>	856,264	2,208,360	1,352,096	157.9%
<b>Capital Reserve Transfer to Debt</b>	-	775,000	775,000	n/a
<b>Charter Schools</b>	338,069	536,122	198,053	1.5%
<b>Total Expenditures</b>	<b>33,130,313</b>	<b>35,980,383</b>	<b>2,850,070</b>	<b>8.6%</b>
<b>Prior Year Encumbrances</b>	406,221	-		
<b>Net Expenditures</b>	32,724,092	35,980,383	3,256,291	10.0%



# General Fund Expenditures

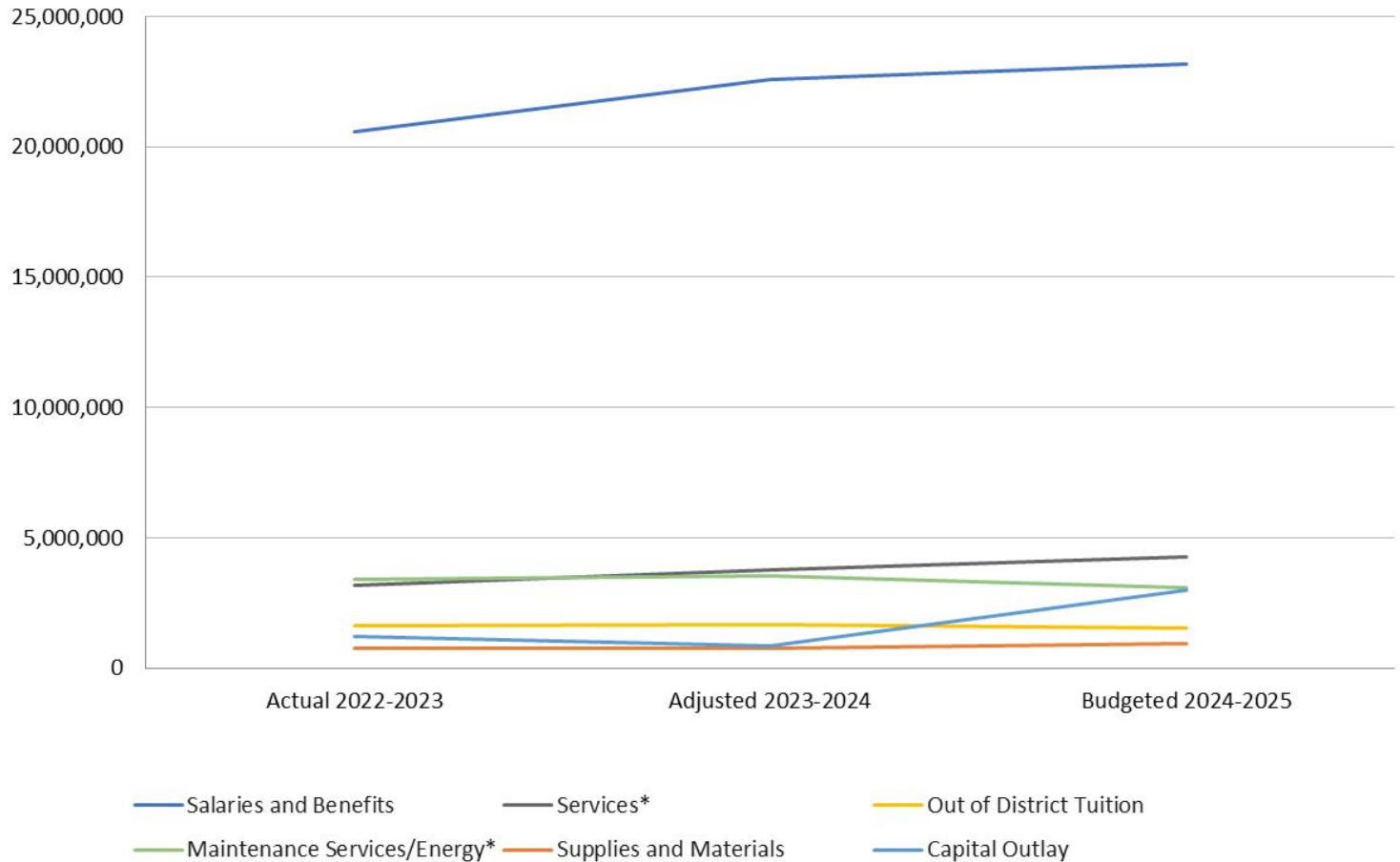


# General Fund Expenditures - By Object

	Actual 2022-2023	Adjusted 2023-2024	Budgeted 2024-2025	Change FY24-FY25
<b>Salaries and Benefits</b>	20,554,015	22,579,086	23,179,807	600,721
<b>Services*</b>	3,189,165	3,748,841	4,259,412	510,571
<b>Out of District Tuition</b>	1,629,614	1,677,496	1,519,216	(158,280)
<b>Maintenance Services/Energy*</b>	3,417,263	3,525,140	3,090,664	(434,476)
<b>Supplies and Materials</b>	786,449	743,486	947,924	204,438
<b>Capital Outlay</b>	1,201,815	856,164	2,983,260	2,127,096
<b>Total</b>	<b>30,778,321</b>	<b>33,130,213</b>	<b>35,980,283</b>	<b>2,850,070</b>

**\*Services include contracts with custodial, paraprofessionals, substitutes, and security personnel.**

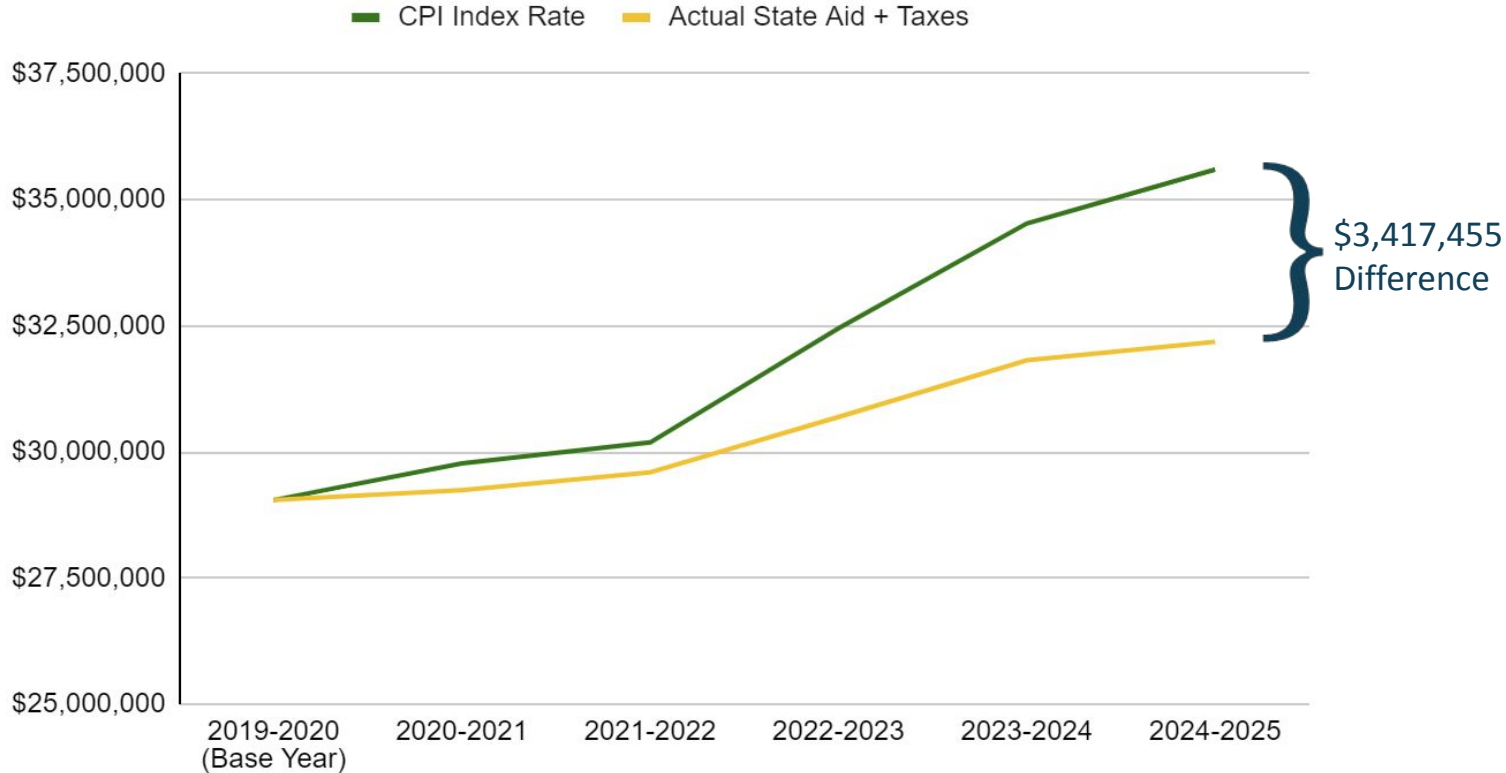
# General Fund Expenditures - By Object



## Budget Lookback

- Five-Year Look Back
  - Average Annual State Aid Increase: 2.4%
  - Average Annual General Tax Levy Increase: 1.7%
  - Average Annual CPI Increase: 4.2%

# Actual State Aid + Taxes vs CPI Index Rate (5-Year look back)





# 2024-2025 Analysis of Taxes Pittsgrove Township

Current Tax Levy	\$12,151,412
Average of Two Years	\$12,006,081
Ratables	\$613,023,607
Tax Rate	\$1.9585

**Current Tax Increase**      **\$0.0023**

Debt Service Tax Levy	\$468,277
Average over Two Years	\$515,373
Tax Rate	\$0.0841

**Debt Service Tax Decrease**      **(\$0.0048)**

Total Estimated Tax Rate      \$2.0426

**Net Total Tax Decrease**      **(\$0.0026)**

The Average Assessed Value of a Home in Pittsgrove is



Monthly  
Quarterly  
Yearly

	\$100,000	<b>\$188,736</b>	\$300,000
Monthly	(\$0.21)	<b>(\$0.34)</b>	(\$0.64)
Quarterly	(\$0.64)	<b>(\$1.02)</b>	(\$1.93)
Yearly	(\$2.57)	<b>(\$4.09)</b>	(\$7.72)




Resulting in an decrease in taxes of

# Pittsgrove Township Tax Impact

Despite a 2.7% increase to the tax levy, Pittsgrove's school tax rate will not increase due to:

- a) the tax split between Pittsgrove and Elmer based on enrollment
- b) collecting taxes on a split year basis
- c) an increase of ratables by over \$5,000,000\*
- d) a decrease in the debt service tax levy

*\*The increase in ratables will save the average assessed value of a home \$45.75 in school taxes.*





## 2024-2025 Analysis of Taxes Elmer Borough

Current Tax Levy	\$1,972,598
Added Levy from Deferral	\$10,000
Taxes to be Raised	\$1,982,598
Ratables	\$105,039,000
Tax Rate	<b>\$1.8875</b>

***Current Tax Increase***      ***\$0.04804***

Debt Service Tax Levy	\$10,024
Tax Rate	\$0.0095

***Debt Service Tax Increase***      ***\$0.00954***

Total Estimated Tax Rate      \$1.8970

***Net Total Tax Increase***      ***\$0.05758***

The Average Assessed Value of a  
Home in Elmer is



	\$100,000	<b>\$166,206</b>	\$300,000
<b>Monthly</b>	\$4.80	<b>\$7.98</b>	\$14.40
<b>Quarterly</b>	\$14.40	<b>\$23.93</b>	\$23.93
<b>Yearly</b>	\$57.58	<b>\$95.71</b>	\$172.75



**Resulting in an increase in taxes of**




# Elmer Borough Tax Impact

Despite a 2.7% increase to the tax levy, Elmer's school tax rate will increase by more due to:

- a) the tax split between Pittsgrove and Elmer based on enrollment
- c) a decrease of ratables\*
- d) a new debt service tax levy


*\*The decrease in ratables will cost the average assessed value of a home \$8.54 in school taxes. The deferral balance will be \$153,400.*



# Tax Impact (continued)

The average annual Elmer school tax increase over the last five years is 1.16%

The average annual Pittsgrove school tax increase over the last five years is 1.46%



## Budget Highlight - Connections to Our Strategic Plan

Goal #1: Build a strong financial structure to improve student success and growth in addition to maintaining health and safety.





## Goal #1 Facilities/Finance

- Maintaining Reserves
- HVAC upgrades in conjunction with other funding sources (SDA ROD Grants)
- Flooring/Carpet Replacements with Asbestos Remediation at Olivet
- Permanent Lot for Transportation- includes parking and us security
- Bond Projects – Facility Upgrades for all our buildings

## Budget Highlight - Connection to Our Strategic Plan

Goal #2A: Ensure that every student is equipped with the knowledge, skills, and experiences to succeed in college or a postsecondary pathway by designing academic experiences that prepare all students for college and career.





## Goal #2A College and Career Readiness

### Budget Highlights

- Continuation of current curricular and co-curricular staffing
- Implementation of Illustrative Mathematics, Grades 6 - Alg II
- New Courses at APSHS
  - Expansion of Exercise Science & Kinesiology Academy
    - Sports Medicine
  - New Advanced Placement Course offered on-site
    - AP Chemistry
  - Food Science and Safety
- Additional Dual Credit Coursework
  - Pathway to Associate's Degree
- New Dual Credit Partnership with Rowan University
  - RCSJ Collegiate High School

## Budget Highlight - Connection to Our Strategic Plan

Goal #2B: Ensure equitable access and opportunities for all students by challenging the equity gaps within the organization and rethinking and improving teaching strategies and practices.





## Goal #2B Equitable Access

### Budget Highlights

- Instructional Coaches (K-4 ELA, K-4 Math, K-12 Exceptional Education)
- Two full-time Board Certified Behavior Analysts (increase of 1.5 FTE)
- Expansion of Dance program (increase from 0.5 FTE to 1.0)
- High Quality Professional Development
  - Dr. Milou, Desmos, NWEA, Dr. Severns, Etc.
  - Curriculum Development and Pacing
- K-8 ELA Curriculum Pilot
- Equity Committee
  - Renaissance Survey: School Connectedness





## Goal #2B Equitable Access

- Middle School Experience
  - Introduction of new courses: Spanish I, PBL, Theater
  - Introduction of Grade Level Teams
    - Grade 5 (Math, Science, ELA, Social Studies, Exceptional Education)
    - Grades 6 & 7 (Math, Science, ELA, Social Studies, PBL, Exceptional Education)
    - Grade 8 (Math, Science, ELA, Social Studies, Spanish I, Exceptional Education)
  - Exceptional Education Realignment
    - Consistent team at each grade level

## Budget Highlight - Adherence to the Strategic Plan

Goal #3: Strengthen the connectedness of the school and the community





## Goal #3 Connectedness

- **Weekly Principal Updates**
- **Social Media Presence**
- **Website Updated**
- **Superintendent Communications**
- **Early Childhood Advisory Committee (ECAC)**
- **Family Nights- Elementary and PTMS**
- **District and School Surveys**
- **Attention to Attendance Program**
- **StopIt! Solutions**
- **Community Forums**
- **Profile of a Graduate**
- **Wellness**

## Budget Highlight - Connection to Our Strategic Plan

Goal #4: Support and enhance the learning of all stakeholders by providing an integrated set of robust network infrastructure and educational technology platforms that are age-appropriate, cyber-safe, and well-integrated into the educational mission of the district.





## Goal #4 Technology

- Budget Highlights:
  - Renewal of annual **educational technology** subscriptions/platforms
  - Continuation of our **Chromebook 1-to-1** program
  - Upgrade of **network infrastructure** (CISCO Meraki switches & access points)
  - **New Clock/IT/Phone system**
  - Classroom **interactive flat panel displays**
  - **Teacher laptops** (APSHS)



## Next Steps

Review Budget Process

Visit  
[www.pittsgrove.net](http://www.pittsgrove.net)  
to view the budget  
presentation and  
user friendly budget

Questions?